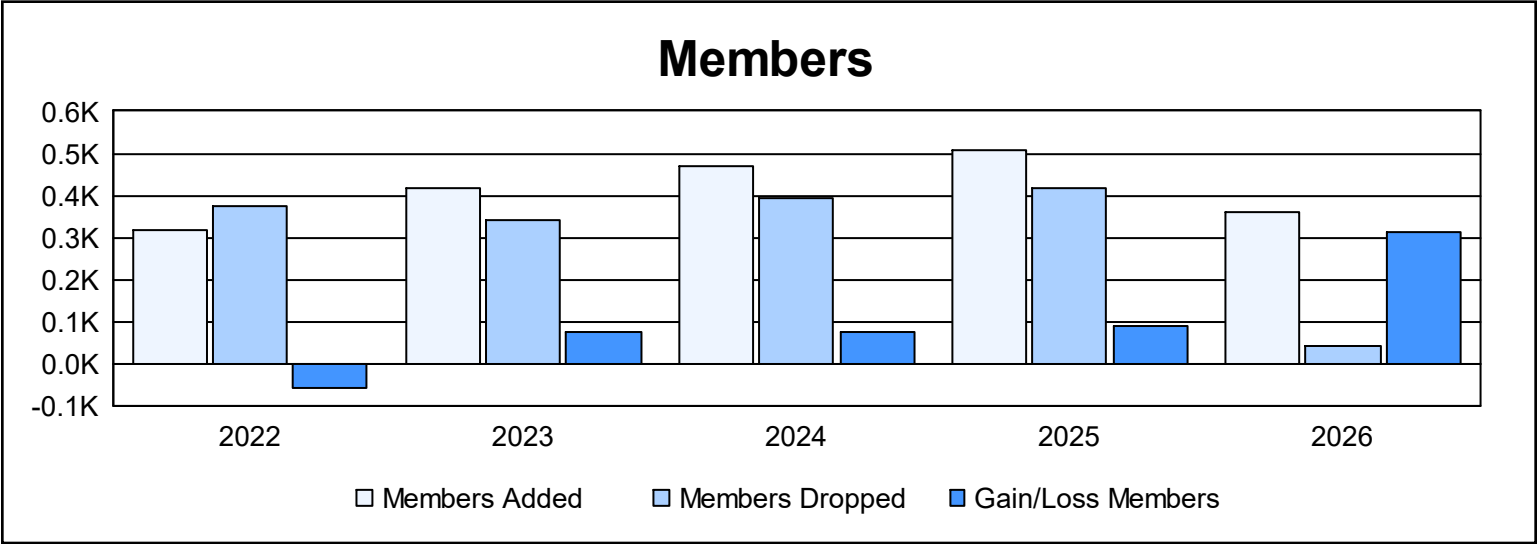
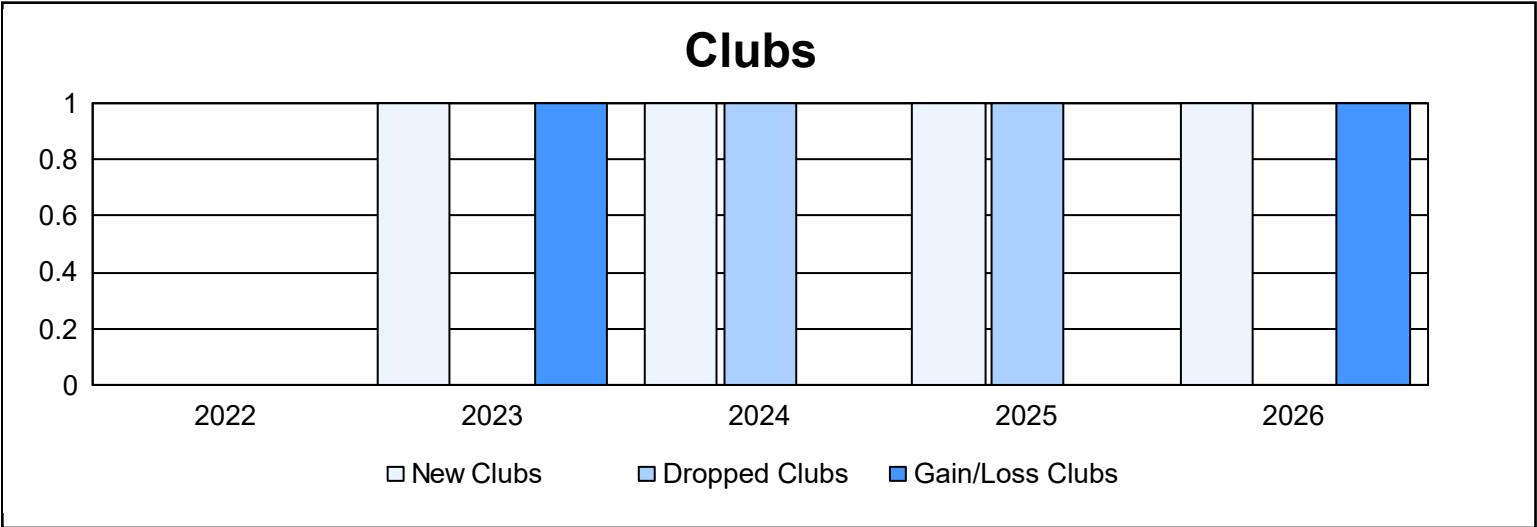
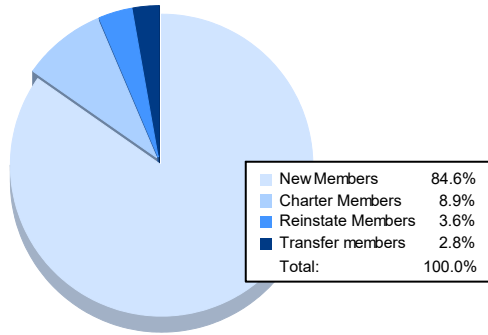


| Year      | New Clubs | Dropped Clubs | Gain/ Loss Clubs | New Members | Charter Members | Reinstate Members | Transfer Members | Total Member Added | Total Members Dropped | Gain/ Loss Members |
|-----------|-----------|---------------|------------------|-------------|-----------------|-------------------|------------------|--------------------|-----------------------|--------------------|
| 2021-2022 | 0         | 0             | 0                | 288         | 1               | 24                | 4                | 317                | 375                   | -58                |
| 2022-2023 | 1         | 0             | 1                | 352         | 39              | 17                | 9                | 417                | 342                   | 75                 |
| 2023-2024 | 1         | 1             | 0                | 390         | 33              | 19                | 26               | 468                | 394                   | 74                 |
| 2024-2025 | 1         | 1             | 0                | 446         | 30              | 16                | 16               | 508                | 419                   | 89                 |
| 2025-2026 | 1         | 0             | 1                | 303         | 32              | 13                | 10               | 358                | 44                    | 314                |
| Average   | 1         | 0             | 0                | 356         | 27              | 18                | 13               | 414                | 315                   | 99                 |



### Membership Composition October 2025 Cumulative



### Gender Composition October 2025 Cumulative

